



Performance Range Maintenance

This screen will allow you to set which Common Assessments you want a Performance Set associated with and to specify the band score ranges.

Test Instance	Test Outlines	Below Level (532003)	At Level (532002)	Above Level (532001)	Edit
					Add

Steps for adding/modifying/deleting a Performance Range

1. Add Performance Range

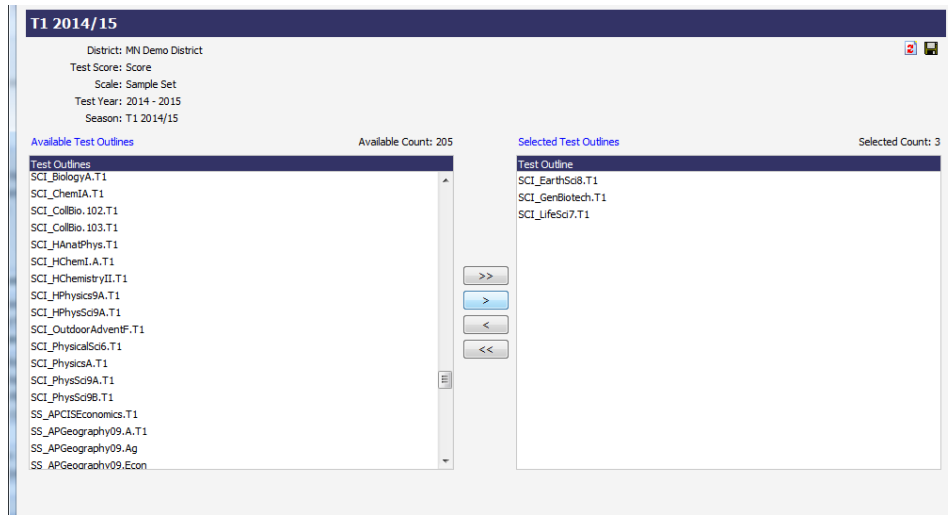
- Set the report selection drop downs for District, Test Score, Scale, Test Year and Season.
- Click on 'Add' at the bottom of the Edit column
- Select/highlight on the Available Test Outlines (left) panel the Common Assessment(s) you want to apply the Performance Set to...

Available Test Outlines	Selected Test Outlines
SCI_BiologyA.T1	
SCI_ChemIA.T1	
SCI_ColBio.102.T1	
SCI_ColBio.103.T1	
SCI_EarthSci8.T1	
SCI_GenBiotech.T1	
SCI_HAnaPhys.T1	
SCI_HChemI.A.T1	
SCI_HChemistryII.T1	
SCI_HPhysics9A.T1	
SCI_HPhysics9A.T1	
SCI_LifeSci7.T1	
SCI_OutdoorAdventIF.T1	
SCI_PhysicalSci6.T1	
SCI_PhysicsA.T1	
SCI_PhysSci9A.T1	
SCI_PhysSci9B.T1	
SS_APCISEconomics.T1	

Viewpoint is a registered trademark of Central Minnesota Educational Research and Development Council.



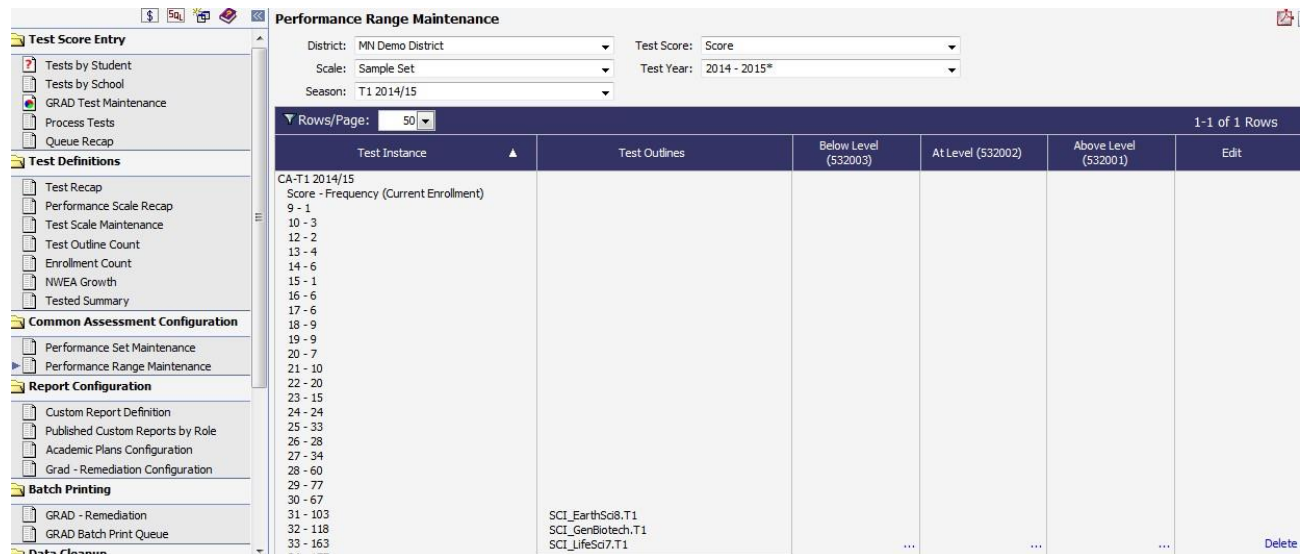
- d. ...then click the single arrow button in the middle to move them to the Selected Test Outline panel on the right.



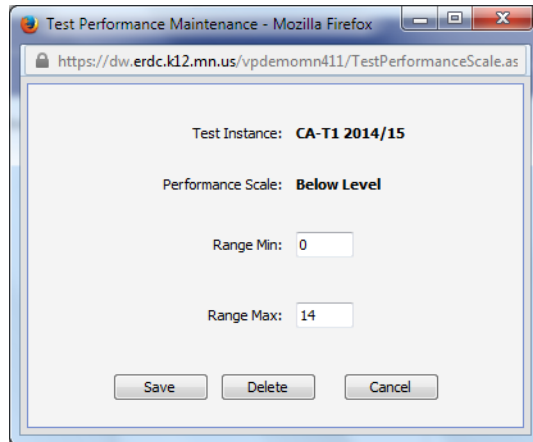
- e. Click the Save icon to save your changes.



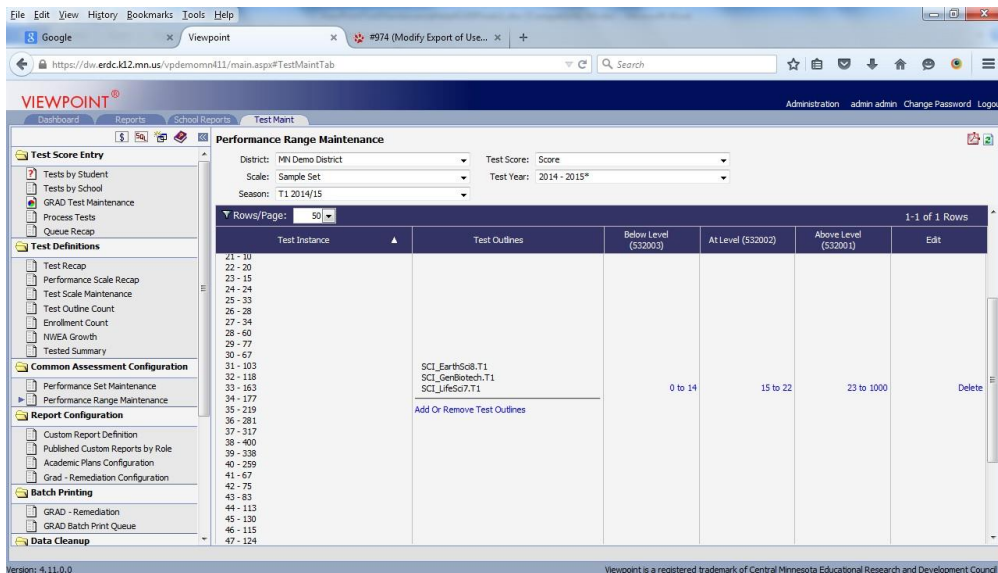
- f. Rerun the Performance Range Maintenance Report with the same report selector drop downs. Based on the Common Assessment(s) you included, this report will display in the Test Instance column the Scores and Frequency of Scores for those Common Assessment Test Outline(s). This will be useful as you set the band score ranges.



- g. Click on an ellipse in one of the band columns and the following dialog box will appear



- h. Enter the ‘Range Min’imum and ‘Range Max’imum Scores.
NOTE; It is important that your band ranges cover all possible scores (even data entry errors) from the absolute minimum to the absolute maximum. It is also important that your ranges are contiguous and have no gaps in scores. Viewpoint Reports may return an error if it encounters a score outside or not included in your ranges. To safeguard against this the lowest band Range Min should be set to a score as low if not lower than you anticipate and the highest band Range Max should be set to a score as high if not higher than you anticipate.
- i. Click the Save button to save your Range Min and Max.
- j. Repeat Steps g – i for each band.



- k. Click on ‘Add or Remove Test Outlines’ to modify your choice of Common Assessment(s).
- l. Click on ‘Delete’ in the Edit column to delete your configuration.